

# “DAIKIN Mobile Controller” skill instruction manual.

(for Google Home)

## About “DAIKIN Mobile Controller” skill

With the DAIKIN Mobile Controller skill, You can use  
The Google Assistant device to control the Daikin air conditioner  
or air purifier unit with your voice.

Version 1.0



# CONTENTS

---

- 1 Target models.....3
- 2 Advance preparation.....4
- 3 How to use.....6
- 4 FAQ.....8



# 1 TARGET MODELS

Please refer to our website for the series name of your product and the model name of the applicable optional wireless LAN connection adapter\* .

List of compatible wireless LAN connecting adapter and model  
<https://daikintha.com/product/aircreator/applicable>

*\*An optional wireless LAN connection adapter may be required for use.*

# 2 ADVANCE PREPARATION

## 2.1 Smart phone app: DAIKIN AIR SELECT settings

Please install DAIKIN AIR SELECT, Download links are below:

Download  
on Google Play



[DAIKIN AIR SELECT™](#)

Download  
on the App Store



[DAIKIN AIR SELECT™](#)

Available for Android version 10.0 or higher  
Available for iOS version 14.0 or higher

**Fig. 1:** QR codes for application download: Google Play (left) and the App Store (right)

For setting, refer to “Initial setup” in DAIKIN AIR SELECT™ operation manual.

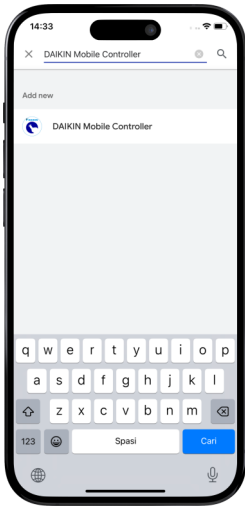


[Initial setup](#)


**Fig. 2:** QR codes for app operation manual

# 2 ADVANCE PREPARATION

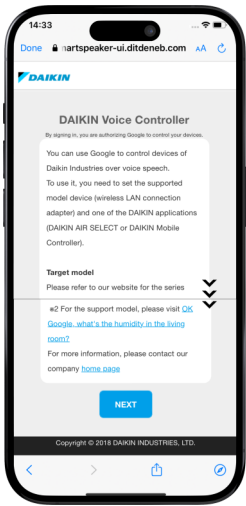
## 2.2 Google Home settings



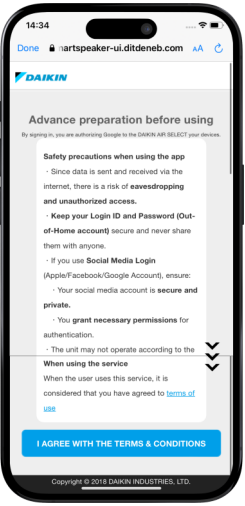
① Select the “DAIKIN Mobile Controller” from the ‘Works with Google’ page and follow the instruction to enable the skill



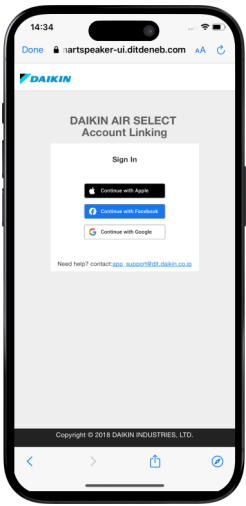
② Select "DAIKIN AIR SELECT"



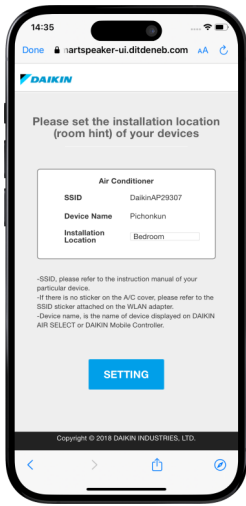
③ Confirm the contents, then tap “Next”



④ Be sure to check **Safety precautions when using the app** and tap "I AGREE WITH TERMS & CONDITIONS"



⑤ Click "Continue with [Social]" using the account registered in the DAIKIN AIR SELECT app



⑥ Select the unit’s installation location, tap “Settings”, and follow Google’s instructions until “Account linked successfully” appears

Fig. 3: Steps to set up the “DAIKIN Mobile Controller” skill

# 3 HOW TO USE

## 3.1 Air Conditioner

### Settings utterance example

- OK Google, turn on the [room name]
- OK Google, turn on the [AC name]
- OK Google, set [AC name] mode to cool
- OK Google, set [AC name] mode to heat
- OK Google, set the [room name] to 22 degrees
- OK Google, increase [AC name] by 2 degrees  
→ Changes the temperature in the current operation mode.
- OK Google, set the [AC name] fan speed to level1
- OK Google, increase [AC name] speed  
→ Changes the fan speed in the current operation mode.
- OK Google, set the [room name] flap position to up down position 0
- OK Google, set the [room name] flap position to left right position 1  
→ Changes the fan flap position in the current operation mode.
- OK Google, turn off all air conditioners  
→ Stops all connected air conditioners.



### Inquiry utterance example

- OK Google, tell me the status of the air-condition in the [room name]
- OK Google, what is the [room name] doing?  
→ Responds with the current statuses.
- OK Google, which mode is the [room name] set to?  
→ Responds with the current operation mode.
- OK Google, tell me the [room name] AC temperature  
→ Responds with the current operation mode, set temperature, and room temperature (the respond depend on the current operation mode).
- OK Google, what is the [room name] set temperature?  
→ Responds with the current operation mode and set temperature.
- OK Google, tell me the [room name] humidity  
→ Responds with the current room humidity.
- OK Google, what is the [room name] speed?  
→ Responds with the set fan speed.
- OK Google, what is the [room name] direction?  
→ Responds with the set fan direction.



# 3 HOW TO USE

## 3.2 Air Purifier

### Settings utterance example

- OK Google, turn on the [room name]
- OK Google, turn on the air purifier
- OK Google, turn on the air cleaner
- OK Google, turn off all air purifier
- OK Google, turn off home  
→ Stops operation.

### Inquiry utterance example

- OK Google, Is the [air purifier name] on?
- OK Google, Is the cleaner on?
- OK Google, Is the cleaner off?  
→ Responds with the current statuses.
- OK Google, what is the air purifier temperature?
- → Responds with the current room temperature
- OK Google, what is the air cleaner humidity
- → Responds with the current cleaner humidity.

# 4 FAQ

Since the DAIKIN AIR SELECT was launched, an extensive list of useful tips has been compiled on the FAQ page. You can access it directly by scanning the QR code with your phone or via the link.



[FAQ—Google Home](#)

**Fig. 4:** QR code for FAQ—Google Home

Check our page for further information:



[DAIKIN AIR SELECT X Google Home](#)

**Fig. 5:** QR code for further information

